



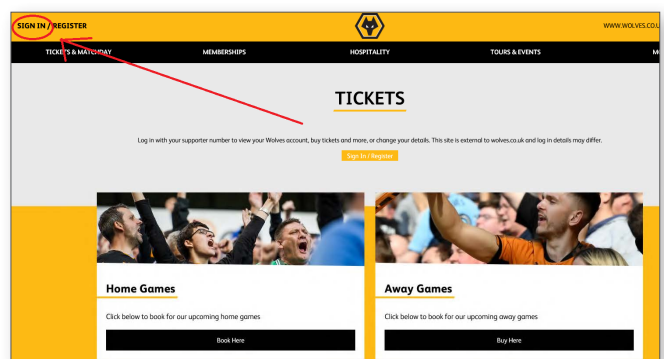
# How to make your seat available for resale online

Ticket resale is new for the 2018/19 season and gives season ticket holders the opportunity to make their seat available for resale for any home league fixture they cannot attend.

Making a ticket available for resale can be done online by following these simple instructions.

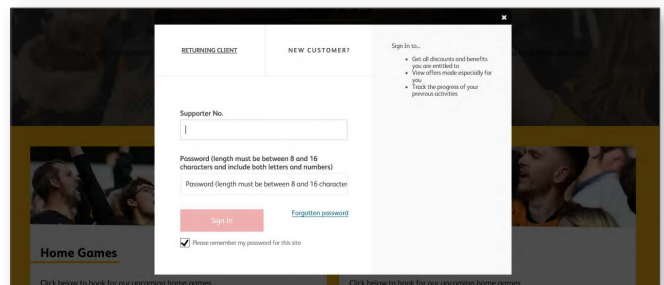
1

Log on to [www.wolvestickets.co.uk](http://www.wolvestickets.co.uk) and click 'SIGN IN'.



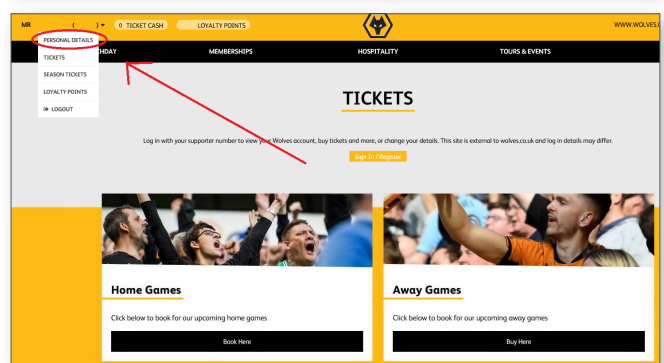
2

Log in using your supporter number and password.



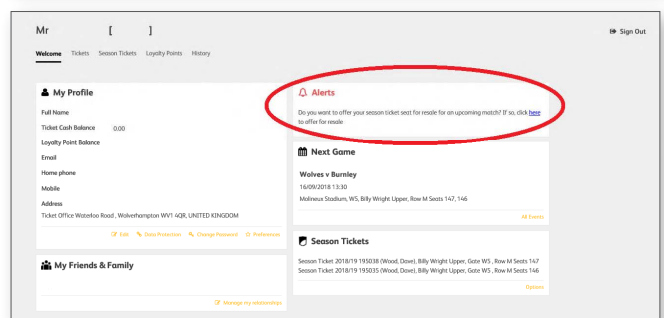
3

Hover over your name in the left corner, and then choose the 'PERSONAL DETAILS' option.



4

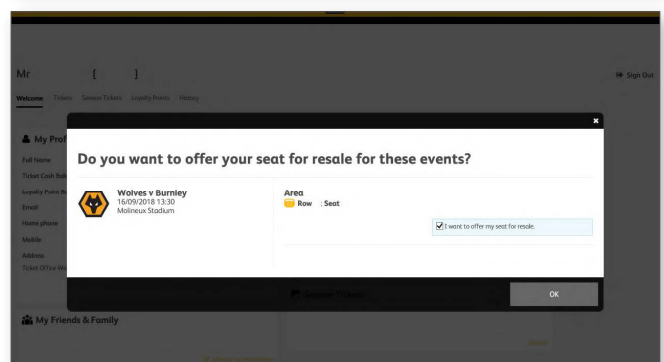
In your account summary you will see an option to offer your seat for resale.



5

A list of fixtures currently available for resale will be displayed. Select the fixture you wish to offer for resale.

Please note resale will only be available once a fixture is sold out.



6

Once a fixture has been selected, a summary will be shown.

To complete the process, simply click 'OK'.

